

List of 2,3,4,5,6,7,8 days adventure trekking to explore remote minority villages in Muang Xay District, Oudomxay province, Northern Laos, South of Asia.

No	Trekking duration	Trek: code No	Details
1	A 2-day Trekking to explore Khmu Ethnic and Camping in Muang Xay, Oudomxay province, Northern Laos	Code: MXT2001	A 2-day Trekking and Camping MX - 32 km village - Phou Yar Khar (Yar Khar Mountain) in Muang Xay, Oudomxay province, Northern Laos, South of Asia
2	A 2-day trekking to explore Khmu Ethnic Remote Villages and visiting cave in Muang Xay, Oudomxay province, Northern Laos.	Code: MXT2002	A 2-day trekking MX - B. Namon – Namchong -Namhaeng - Chom Ong Cave in Muang Xay, Oudomxay province, Northern Laos, South of Asia
3	2-day trekking to explore Khmu Ethnic Remote Village and camping in Muang Xay, Oudomxay province, Northern Laos.	Code: MXT2003	2-day trekking MX – Huayhoum – camping – Namchong - Namhaeng in Muang Xay, Oudomxay province, Northern Laos, South of Asia
4	2 day and one night trekking to explore Khmu Ethnic and visiting cave in Muang Xay, Oudomxay province, Northern Laos.	Code: MXT2004	2 day and one night trekking - Camping- Khmu Village- visiting Cave in Muang Xay, Oudomxay province, Northern Laos, South of Asia
5	A 3-day adventure trekking to explore Khmu Ethnic Remote villages in Muang Xay, Oudomxay province, Northern Laos.	Code: ODXMBP3001	A 3-day trekking MX – Phonesa-ard – Huaylan (M. Beng) – Namchong – Namon in Muang Xay, Oudomxay province, Northern Laos, South of Asia

6	A 3-day trekking to explore Khmu Ethnic Remote Villages and visiting Chom Ong cave in Muang Xay, Oudomxay province, Northern Laos.	Code: ODXMBP3002	A 3-day trekking MX – Phonsa-ard – Huaylan (M. Beng) – Namchong – Namhaeng – Chom Ong Cave in Muang Xay, Oudomxay province, Northern Laos, South of Asia
8	A 3 day and 2-night trekking to explore Khmu Ethnic Remote Villages and visit Chom Ong Cave in Muang Xay, Oudomxay province, Northern Laos.	Code: ODXTN3003	A 3 day and 2-night trekking MX – Namon – Namchong – Huaylan – Saluang – Namhaeng - Chom Ong cave in Muang Xay, Oudomxay province, Northern Laos, South of Asia
9	3 day and 2-night trek and camping, explore Khmu tribe remote villages and visiting Chom Ong Cave in Muang Xay, Oudomxay province, Northern Laos.	Code: ODXH3004	3 day and 2-night trek and camping and Khmu tribe and cave MX – Huayhoum – Camping – Namchong – Namhaeng - Chom Ong cave. in Muang Xay, Oudomxay province, Northern Laos, South of Asia
10	3-day trek: visit Khmu Ethnic and Baci Ceremony – visit Chom Ong cave in Muang Xay, Oudomxay province, Northern Laos.	Code: ODXH3005	3-day trek: visit Khmu activity: Baci Ceremony – visit Chom Ong cave in Muang Xay, Oudomxay province, Northern Laos, South of Asia
11	An Easy 3 day and 2-night to explore Khmu Ethnic Remote Villages and Visiting Chom Ong Cave in Muang Xay, Oudomxay province, Northern Laos.	Code: ODXH3006	An Easy 3 day and 2-night trekking to viewpoints - explore Khmu tribe - visiting Chom Ong cave. in Muang Xay, Oudomxay province, Northern Laos, South of Asia
12	A long 7-8-day trek to explore Khmu and Akha Ethnic Remote Villages in Muang Xay and Muangkhuua, Northern Laos	Code:ODX-MKH-PHSL80001	The best 8 day tour in Northern Laos: 2 days in Muang Xai (Oudomxai Province), 3 days in Muang Khuua(South of Phongsaly) and 3 days in Phongsaly.

WhatsApp: +856 20 5683 6297, hotline: +856 30 4703866

Email: khamhaksouvannaphoum008@gmail.com

A 2-Day Jungle Adventure Trekking and Camping on the top of Phou Yar Khar (Yar Khar Mountain), 32 km village in Muang Xay, Oudomxay Province, Northern Laos, south of Asia

Code: MXT2001

Day 1: Muang Xay Town – 32 km village – Camping point (/_/L/D)

We start our tour from Town at 8:00 am in the morning to B. 32 km village by a private Tuk Tuk/Car, it takes around 1 hour. Then we start our trek to the Camping point (takes 4 or 5 hours), walk through the jungle from lowland to the top of mountain to make a camp and spend overnight there. On the top of mountain, the view point is the incredible point to see the amazing views and landscapes, it is perfect for making photos, especially sunrise and sunset. At night, you will see the amazing stars in the dark if weather is fine.



Approximately: 30 minutes for car transferring / 5 – 6 hours trekking. Trekking level: hard

Day 2: Camping point – B. 32 km village – back Muang Xay Town. (B/L/_)

After enjoying the view of sunrise and having breakfast in the morning, we are heading back to B. 32 km village around 4 hours walk back and have lunch there, then jump on our car or Tuk Tuk back to Town.

Approximately: 1 hour for car transfer / 4 hours trekking. Trekking level: hard



Trek starts: at 8:00 am

Trek ends: at 4:30 pm.

What you should bring for the trek:

Good shoes for trekking, long pants, hat, raincoat (rainy season), mosquito spray, warm jackets, shorts, T-shirt for changing.

Trekking price per person in Lao kip. Updated in 2020

Number of pax	2	3 - 4	5 - 6	7 – 10 up	Extra charge for a private car per group
Price per pax	1,620,000	1,450,000	1,280,000	1,160,000	2,200,000 kip

The price is included: drinking water, local food, all entry fees, Family's home stay, private transport mentioned in the program, English speaking guide

A 2-day trekking to explore Khmu villages and Chom Ong Cave in Muang Xay, Oudomxay, Northern Laos.

Code: MXT2002

Day 1: Muang Xay Town - B. Namon - Namchong villages (L/D).

We start our trekking tour at 8:00 in the morning by a private Tuk Tuk/Car from Town to B. Namon Village (takes around 30-40 minutes). Then we will walk from B. Namon to B. Namchong village (5-6 hours). At noon, we will have a picnic lunch on the trek (local food is carried by your guide). On the trek, we will go up down and along ridge mountains and we will enjoy the views and the nature. It's good for photographers to make pictures on the trek. We will get B. Namchong village there late in evening (depends on our walkings), we will have dinner and spend overnight there with local family.




Approximately: 30 minutes for car transferring / 5 – 6 hours trekking. Trekking level: moderate.

Day 2: B. Namchong - Namhaeng – Chom Ong Cave - heading back Maung Xai Town. (B/L/_)

When we get up early in the morning, we will walk around the village to see activities what local people usually do in the morning. In this time is a good chance to see locals and make pictures. We will have breakfast at 8:00 am in the morning, then heading to B. Namhaeng village (takes 1,5 - 2 hours) to explore Namhaeng village and have lunch there. After having lunch, we take our private car or Tuk Tuk heading to Chom Ong Cave around 30 minutes and back Town (1,5 and 2 hours).



On the way back Town, we can stop our car for making the pictures (depends on you).



Approximately: 1,5 hours for car transfer / around 1,5-2 hours trekking. Trekking level: moderate.



Trek starts: at 8:00 am

Trek ends: at 4:30 pm.

What you should bring for the trek:

Good shoes for trekking, long pants, hat, raincoat (rainy season), mosquito spray, warm jackets, shorts, T-shirt for changing.



Trekking price per person in Lao kip. Updated in 2022

Number of pax	2	3 - 4	5 - 6	7 – 10 up	Extra charge for a private car per group
Price per pax	1,620,000	1,450,000	1,280,000	1,160,000	1,700,000 kip

The price is included: drinking water, local food, all entry fees, Family's home stay, private transport mentioned in the program, English speaking guide

2 day and one night trek explore Khmu villages and camping in Muang Xay, Oudomxay province, Northern Laos. Code: MXT2003

Day 1: Maung Xay Town – B. Huay Houm village – Camping one night (_/L/D).


We start our trekking tour at 8: 00 in the morning by a private Tuk Tuk/Car from Town to B. Huay Houm Village (takes around 40 minutes). Then we will walk from B. Huay Houm to the Camping point (4–5-hour walk). We will have lunch on the trek at noon (local food is carried by your guide). On the trek, we will go up down and along ridge mountains and we will enjoy the views and the nature. It's good for photographers to make pictures on the trek. We will get the Camping point around 4 or 5 pm (depends on our walks), then chill out and enjoy the amazing views of the nature and try to find some food from the jungle (your guide will let you know) and spend overnight there.



Approximately: 40 minutes for car transferring / 4 – 5-hour trekking. Trekking level: moderate

Day 2: Camping point – Namchong village (B/L/D).

When you wake up, you will enjoy with birds singing and atmosphere and sunrise in the morning. After having breakfast, heading to Namchong village (takes around 2 hours) and have lunch there. After having lunch, walk round to explore the village. Then heading to Namhaeng village around 2 hours and catch our private Tuk Tuk or Car back town.



- Trek starts: At 7:30am from Town
- Trek ends: at 4:30 pm in Town.

What you should bring for the trek:

Good shoes for trekking, long pants, hat, raincoat (rainy season), mosquito spray, warm jackets, shorts, T-shirt for changing



Trekking price per person in Lao kip. Updated in 2022

Number of pax	2	3 - 4	5 - 6	7 – 10 up	Extra charge for a private car per group
Price per pax	1,620,000	1,450,000	1,280,000	1,160,000	1,700,000 kip

The price is included: drinking water, local food, all entry fees, Family's home stay, private transport mentioned in the program, English speaking guide.

2 day and one night trek – Camping-Khmu Village-visiting Cave in Muang Xay, Oudomxay Province, Northern Laos. Code: MXT2004



Day 1: Maung Xay Town – B. Namon village – Camping one night (/_/L/D).

We start our trekking tour at 8: 00 in the morning by a private Tuk Tuk/Car from Town to B. Namon Village (takes around 20 minutes). Then we will walk from B. Namon village to the Camping point (4–5-hour walk). We will have lunch on the trek at noon (local food is carried by your guide). On the trek, we will go up down and along ridge mountains and we will enjoy the views and the nature. It's good for photographers to make pictures on the trek. We will get the Camping point around 4 or 5 pm (depends on our walks), set up your tents on the mountain high then chill out and enjoy the amazing views of the nature and try to find some food from the jungle (your guide will let you know) and spend overnight there.



Approximately: 20 minutes for car transferring / 4 – 5-hour trekking. Trekking level: quite hard

Day 2: Camping point – Namchong village-Namhaeng village-Chom Ong Cave (B/L/D).

When you wake up, you will enjoy with birds singing and atmosphere and sunrise in the morning. After having breakfast, heading to Namchong village (takes around 1,5 hours) and have lunch there. After having lunch, heading to Namhaeng village around 2 hours walk and catch our private Tuk Tuk/Car to the Cave (between 20 and 30 minutes). After visiting the cave, we drive back Muang Xay Town, it takes between 1,5 and 2 hours).



- Trek starts: At 7:30am from Town
- Trek ends: at 4:30 pm in Town.

What you should bring for the trek:

Good shoes for trekking, long pants, hat, raincoat (rainy season), mosquito spray, warm jackets, shorts, T-shirt for changing



Trekking price per person in Lao kip. Updated in 2022

Number of pax	2	3 - 4	5 - 6	7 – 10 up	Extra charge for a private car per group
Price per pax	1,620,000	1,450,000	1,280,000	1,160,000	1,700,000 kip

The price is included: drinking water, local food, all entry fees, Family's home stay, private transport mentioned in the program, English speaking guide.

A 3-day trek to explore Khmu tribe villages in Muang Xay, Oudomxay province, Northern Laos. Code: ODXMBP3001



Day 1: Muang Xay – Phonsaath Village (Muang Baeng) – Huaylan (/_/D)

We start our trekking tour at 8: 00 in the morning by a private Tuk Tuk/Car from Town to B. Phonsaath Village (takes around 45 minutes). Then we will walk from B. Phonsaath to B. Huaylan village (between 4 and 5 hours walking). We will have lunch on the trek at noon (local food is carried by your guide). On the trek, we will go up down and along ridge of mountains and we will enjoy the views and the nature. It's good for photographers to make pictures on the trek. We will reach B. Huaylan village there late in evening (depends on our walking), have dinner (local food) and spend overnight there with local family.

Approximately: 45 minutes for car transferring / 4–5-hour trekking. Trekking level: moderate.

Day 2: B. Huaylan – Namchong village. (B/L/D)

When we get up early in the morning, we will walk around the village to see activities what local people usually do in the morning. In this time is a good chance to see them and make pictures. We will have breakfast at 8:00 am in the morning, then heading to B. Namchong village and spend overnight there (takes between 3- and 4-hour walk), have a picnic lunch on our trek. After having lunch, we keep going to Namchong Village. This day you have enough time to make pictures and enjoy landscape views on your trek, you will get the village where are going to visit early (depends on your walk).



Approximately: between 3 and 4- hour trekking. Trekking level: moderate.

Day 3: Namchong – Namon - Heading back Maung Xay Town. (B/L/_)

After exploring village and having breakfast in the morning, we will continue our trek to Namon Village between 5 and 6-hour walk and we are going to have a picnic lunch on the trek. On the trek, we will walk up-down along ridge of mountain and cross river and jump to our private car or Tuk Tuk back to Muang Xay Town. It's beautiful views, landscapes and the natures and good photographers. Enjoy your last day trek!!!!



- Trek starts: At 7:30am at Xaysana Hotel or your guesthouse in town.
- Trek ends: at 4:30 pm at Xaysana Hotel or your guesthouse in town.

What you should bring for the trek:

Good shoes for trekking, long pants, hat, raincoat (rainy season), mosquito spray, warm jackets, shorts, T-shirt for changing

Trekking price per person in Lao kip. Updated in 2022

Number of pax	2	3 - 4	5 - 6	7 - 10 up	Extra charge for a private car per group
Price per pax	1,990,000	1,770,000	1,680,000	1,410,000	2,400,000 Kip (Lak)

The price is included: drinking water, local food, all entry fees, Family's home stay, private transport mentioned in the program, English speaking guide.

A 3-day trek to explore Kmu Tribe and visiting Chom Ong Cave in Muang Xay, Oudomxay province, Northern Laos. Code: ODXMBP3002

Day 1: Muang Xay – Phonsaath Village (Muang Baeng) – Huaylan (/_/L/D)

We start our trekking tour at 8: 00 in the morning by a private Tuk Tuk/Car from Town to B. Phonsaath Village (takes around 45 minutes). Then we will walk from B. Phonsaath to B. Huaylan village (between 4 and 5 hours walk). We will have lunch on the trek at noon (local food is carried by your guide). On the trek, we will go up down and along ridge mountains and we will enjoy the amazing views and the nature landscapes, it's good for photographers to make pictures on the trek. We will reach B. Huaylan village there late in evening (depends on our walking), have dinner (local food) and spend overnight with local family there.

Approximately: 45 minutes for car transferring / 4-5-hour trekking. Trekking level: moderate and quite hard.

Day 2: B. Huaylan – Namchong village. (B/L/D)

When we get up early in the morning, we will walk around the village to see activities what local people usually do and meet them before our breakfast. In this time is a good chance to see them about their real living life and make pictures. We will have breakfast at 8:00 am in the morning, then heading to B. Namchong village and spend overnight there (takes between 3- and 4-hour walking), have a picnic lunch on our trek. After having lunch, we keep going to get Namchong Village. This day you have enough time to make pictures and enjoy landscapes and views on your trek, you will get the village where are going to visit early (depends on your walk).

Approximately: between 3 and 4- hour trekking. Trekking level: moderate.

Day 3: Namchong – Namhaeng - Chom Ong Cave – Heading back Maung Xay Town. (B/L/_)

After having breakfast, we are heading to Namhaeng Village (takes between 1,5 and 2-hour walk) and then catch the private car to Chom Ong Cave. We are going to have lunch in Chom Ong village there before exploring the cave. After visiting Cave, we are heading back to Town (takes 1,5-hour drive)

- Trek starts: At 7:30am at Xaysana Hotel or your guesthouse in town.
- Trek ends: at 4:30 pm at Xaysana Hotel or your guesthouse in town.


What you should bring for the trek:

Good shoes for trekking, long pants, hat, raincoat (rainy season), mosquito spray, warm jackets, shorts, T-shirt for changing

Trekking price per person in Lao kip. Updated in 2022

Number of pax	2	3 - 4	5 - 6	7 - 10 up	Extra charge for a private car per group
Price per pax	1,990,000	1,770,000	1,680,000	1,410,000	2,400,000 Kip (Lak)


The price is included: drinking water, local food, all entry fees, Family's home stay, private transport mentioned in the program, English speaking guide.



A 3 day and 2-night trek to explore Khmu tribe and visiting Chom Ong cave in Muang Xay, Oudomxay Province, Northern Laos. Code: ODXTN3003

Day 1: Muang Xay Town – Namon Village – Namchong village (/_/L/D)

We start our trekking tour at 8: 00 in the morning by a private Tuk Tuk/Car from Town to B. Namon Village (takes around 30 minutes). Then we will walk from B. Namon village to B. Namchong village (between 4 and 5 hours walk). We will have lunch on the trek at noon (local food is carried by your guide). On the trek, we will go up down and along ridge mountains and we will enjoy the views and the nature. It's good for photographers to make pictures on the trek. We will get B. Namchong village there late in evening (depends on our walking) and spend overnight and have dinner (local food) with local family



Approximately: 30 minutes for car transferring / 4–5-hour trekking. Trekking level: moderate and quite hard.

Day 2: B. Namchong village – Huaylan village – Saluang village (B/L/D)

When we get up early in the morning, we will walk around the village to see the activities what local people usually do for living and meet locals. In this time is a good chance to see them and make pictures. We will have breakfast at 8:00 am in the morning, then heading to B. Huaylan village around 3 hours and have lunch in this village. After visiting that village, we are heading to Saluang village, it takes around 2 or 2,5 hours walk. We will have dinner (local food) and spend overnight with local family there. This day you have enough time to make pictures and enjoy landscapes and views on your trek.

Approximately: between 5- and 5,5-hour trekking. Trekking level: moderate.

Day 3: Saluang village – Namhaeng - Chom Ong Cave – Heading back Maung Xay Town. (B/L/_)

After exploring the village and having breakfast in the morning, we are heading to Namhaeng Village (takes between 1 and 1,5-hour walk) and then catch the private car direct to Chom Ong Cave. We are going to have lunch in Chom Ong village there before exploring the cave. After visiting Cave, we heading back to Town (takes 1,5-hour drive)



- Trek starts: At 7:30am at Xaysana Hotel or your guesthouse in town.
- Trek ends: at 4:30 pm at Xaysana Hotel or your guesthouse in town.

What you should bring for the trek:

Good shoes for trekking, long pants, hat, raincoat (rainy season), mosquito spray, warm jackets, shorts, T-shirt for changing

Trekking price per person in Lao kip. Updated in 2022

Number of pax	2	3 - 4	5 - 6	7 - 10 up	Extra charge for a private car per group
Price per pax	1,990,000	1,770,000	1,680,000	1,410,000	1,700,000 Kip (Lak)

The price is included: drinking water, local food, all entry fees, Family's home stay, private transport mentioned in the program, English speaking guide.

3 day and 2-night trek to explore Khmu tribe and visiting Chom Ong cave in Muang Xay, Oudomxay, Northern Laos. Code: ODXH3004

Day 1: Muang Xay Town – Huayhoum Village – Camping point in the mountainous rice field (/_/L/D)

We start our trekking tour at 8: 00 a.m. in the morning by a private Tuk Tuk/Car from Town to B. Huayhoum Village (takes around 35 minutes). Then we will walk from B Huayhoum village heading to Camping point (between 3 and 4 hours walk). We will have lunch on the trek at noon (local food is carried by your guide). On the trek, we will go up down and along ridge of mountains and we will enjoy the views and the nature. It's good for photographers to make pictures on the trek. This day we will spend overnight in the mountainous rice field, it's good chance to enjoy with the landscape views on the mountain especially in the evening and morning. You can enjoy watching the amazing stars on the sky at night time if the weather is fine and you will hear the amazing sounds of crickets.



Approximately: 45 minutes for car transferring / 3 – 4-hour trekking. Trekking level: moderate.

Day 2: Camping point – Namchong village – Namhaeng village (B/L/D)

After having breakfast in the morning, we walk to Namchong village between 1 or 2 hours. We have lunch in this village and walk around village to see villagers what they do for living. After visiting this village, heading to Namhaeng village around 2-hour walk. This day we have a lot of time to enjoy your trek, a good chance to see local people and make pictures. In the evening, we will have dinner (local food) and spend overnight with local family in this village.



Approximately: 4-hour trekking. Trekking level: moderate.

Day 3: Namhaeng village – Chom Ong Cave – Heading back Maung Xay Town. (B/L/_)

After walking around the village and having breakfast at 8 a.m. We do a short trek up to Mok Gu Mountain above the village, it's amazing landscape view point around 45 minutes' walk up to the top and then walk back to catch the private car to Chom Ong Cave. We are going to have lunch at Chom Ong Cave and have lunch there. After visiting Cave, we are heading back to Town (takes 1,5-hour drive)

- Trek starts: At 7:30am at Xaysana Hotel or your guesthouse in town.
- Trek ends: at 4:30 pm at Xaysana Hotel or your guesthouse in town.

What you should bring for the trek:

Good shoes for trekking, long pants, hat, raincoat (rainy season), mosquito spray, warm jackets, shorts, T-shirt for changing

Trekking price per person in Lao kip. Updated in 2022

Number of pax	2	3 - 4	5 - 6	7 - 10 up	Extra charge for a private car per group
Price per pax	1,990,000	1,770,000	1,680,000	1,410,000	1,800,000 Kip (Lak)

The price is included: drinking water, local food, all entry fees, Family's home stay, private transport mentioned in the program, English speaking guide.

3 day and 2-night trek to explore Khmu tribe and visiting Chom Ong cave in Muang Xay, Oudomxay province, Northern Laos. Code: ODXH3005

Day 1: Muang Xay Town – Namhaeng Village – Namchong village (/_/L/D)

We start our trekking tour at 8: 00 a.m. in the morning by a private Tuk Tuk/Car from Town to Namhaeng Village for an hour. Then we will walk to Namchong village for 2 hours. We will have lunch in Namghaeng (local food) and explore khmu tribe village there. after that, we will walk to Namchong village and spend overnight there with local family. It is very authentic remote Khmu village, there is no electricity, no toilet, no running water, no internet connection. It’s good to make photos while exploring the village.



Approximately: 45mn-1 hour for car transferring /1,5-2-hour trekking. Trekking level: moderate.

Day 2: Baci Ceremony/do activities in Namchong village (B/L/D)

After walking around the village and having breakfast in the morning, we will visit the local primary school, join local doing activities: harvest corn/rice, and etc (depends on local season what they are doing). then prepare the things for Baci Ceremony and have a Baci Ceremony and drink Khmu Jar Whisky (homemade) in the afternoon. This day we will spend our time whole day and enjoy drinking and talk and spend overnight here again. It’s the best time to spend your time with local people.



Day 3: Namchong back to Namhaeng village – Chom Ong Cave – Heading back Muang Xay Town. (B/L/_)

After having breakfast at 8 a.m. We walk back to Namhaeng village around 2 hours and then drive to Chom Ong cave around 20-30 minutes. We will lunch in Chom Ong village/next to the Cave. After having lunch, we will go visiting the cave, it is between 800 meters – 1 kilometer. It’s a good time to make nice photos inside. After visiting the cave, we drive back to Muang Xay town for 1,5-2 hours



- Trek starts: At 7:30am at Xaysana Hotel or your guesthouse in town.
- Trek ends: at 4:00 pm at Xaysana Hotel or your guesthouse in town.

What you should bring for the trek:

Good shoes for trekking, long pants, hat, raincoat (rainy season), mosquito spray, warm jackets, shorts, T-shirt for changing

Trekking price per person in Lao kip. Updated in 2022

Number of pax	2	3 - 4	5 - 6	7 - 10 up	Extra charge for a private car per group
Price per pax	1,990,000	1,770,000	1,680,000	1,410,000	1,600,000 Kip (Lak)

The price is included: drinking water, local food, all entry fees, Family’s home stay, private transport mentioned in the program, English speaking guide.

An Easy 3 day and 2-night trek to explore Khmu tribe and visiting Chom Ong cave in Muang Xay, Oudomxay province, Northern Laos. Code: ODXH3006

Day 1: Muang Xay Town – Mokka Village – Namchong village (/_/L/D)

We start our trekking tour at 8: 00 a.m. in the morning by a private Tuk Tuk/Car from Muang Xay Town to Mokka Village for an hour. Then we will walk to Namchong village between 2-3 hours. We will have lunch on the hiking (local food), we walk up along ridge mountain to enjoy sightseeing and the amazing viewpoints. After that, we will walk down to Namchong village and spend overnight there with local family. It is very authentic remote Khmu village, there is no electricity, no toilet, no running water, no internet connection. It’s good to make photos while exploring the village.



Approximately: 50 minutes -1 hour for car transferring /2-3-hour trekking. Trekking level: moderate.

Day 2: Namchong village – Saluang Village (B/L/D)

After walking around the village and having breakfast in the morning, we keep hiking to Saluang Village, today we will walk between 3-4 hours. It is easy to hiking this day and then we spend overnight with local family there. The hiking is flat, up and down mountain a bit in this day and you also have much time to enjoy your trek.



Approximately: 3-4-hour trekking. Trekking level: easy

Day 3: Saluang Village to Namhaeng village – Chom Ong Cave – Heading back Maung Xay Town. (B/L/_)

After having breakfast at 8 a.m. We walk back to Namhaeng village around 1,5 - 2 hours walk and then take our private Tuk Tuk/car to Chom Ong cave around 30 – 40 minutes. We will lunch in Chom Ong village/next to the Cave. After having lunch, we will go visiting the cave. It’s a good time to make nice photos inside. After visiting the cave, we drive back to Muang Xay town for 1,5-2 hours



- Trek starts: At 7:30am at Xaysana Hotel or your guesthouse in town.
- Trek ends: at 4:00 pm at Xaysana Hotel or your guesthouse in town.

What you should bring for the trek:

Good shoes for trekking, long pants, hat, raincoat (rainy season), mosquito spray, warm jackets, shorts, T-shirt for changing

Trekking price per person in Lao kip. Updated in 2022

Number of pax	2	3 - 4	5 - 6	7 - 10 up	Extra charge for a private car per group
Price per pax	1,990,000	1,770,000	1,680,000	1,410,000	1,600,000 Kip (Lak)

The price is included: drinking water, local food, all entry fees, Family’s home stay, private transport mentioned in the program, English speaking guide.

A 4 day and 3-night trek to explore Khmu ethnic and visiting Chom Ong cave in Muang Xay, Oudomxay Province, Northern Laos. Code: ODX4001

Day 1: Muang Xay Town – Mokka Village – Namchong village (L/D)

We start our trekking tour at 8:30 a.m. in the morning by a private Tuk Tuk/Car from Muang Xay Town to Mokka Village for an hour. Then we will walk to Namchong village between 3-4 hours. We will have lunch on the hiking (local food), we walk up along ridge mountain to enjoy landscapes, mountains and the amazing viewpoints. After that, we will walk down to Namchong village and spend overnight there with local family. It is very authentic remote Khmu village, there is no electricity, no toilet, no running water, no internet connection. It's a good chance to see and make photos while exploring the village.



In the evening, we will do an activity: "Khmu ethnic Baci Ceremony and drink Jar Whiskey". Khmu Baci Ceremony is one activity that Khmu people usually do it for their friends, cousins and tourists to have good blessings for their life when they first meet/long time no see, this is Khmu culture and after finishing ceremony and drinking, we go to bed.

Approximately: 50 minutes -1 hour for car transferring /3-4-hour trekking. Trekking level: moderate.

Day 2: B. Namchong – Huaylan (B/L/D)

After having breakfast in the morning, you pack all of your stuff and then start hiking to Huaylan village and spend overnight there, it takes between 4-5 hour walk to get there. On the hiking, you will see the amazing views, mountains and landscape because we will hike up and down along ridge mountains, you can enjoy your hiking on the way. For our having lunch this day, we will have a picnic lunch on the trek or in Huaylan village, it depends on our walking. When we get there and will have time to walk around to explore the village before having dinner with local family. Today we will spend overnight in this village.



Approximately: 4-5-hour trekking. Trekking level: moderate.



Day3: B. Huaylan – Saluang Village (B/L/D)

After walking around the village and having breakfast in the morning, we keep hiking to Saluang Village, today we will walk between 3-4 hours. We will hike down and uphill to get the village where we are going to spend overnight, then we stay with local family in Saluang village there. When we get there, we have much time to cook for our lunch before exploring the village and meet locals. It is the best chance to meet and talk with locals to see what they usually do during the day.



Approximately: 3-4-hour trekking. Trekking level: easy

Day 4: Saluang Village to Namhaeng village – Chom Ong Cave – Heading back Maung Xay Town. (B/L/_)

After having breakfast at 8 a.m. We walk to Namhaeng village around 1,5- hours and then take our private Tuk Tuk/car to Chom Ong cave around 30 – 40 minutes. We will lunch in Chom Ong village/next to the Cave. After having lunch, we will go visiting the cave around 1 hour. It’s a good time to make nice photos inside. After visiting the cave, we drive back to Muang Xay town for 1,5- hour



Approximately: 1,5- hour trekking (walk from village to our private car), walk in the cave 1 hour, drive to the cave 40 minutes, drive from cave to Muangxai Town 1,5- hour Trekking level: easy



- Trek starts: At 8:30 am at your guesthouse in town.
- Trek ends: at 4:00 pm at your guesthouse in town.

What you should bring for the trek:

Good shoes for trekking, long pants, hat, raincoat (rainy season), mosquito spray, warm jackets, shorts, T-shirt for changing, toilet papers, spare some medicines, headlight/torch

Trekking price per person in Lao kip. Updated in 2022

Number of pax	2	3 - 4	5 - 6	7 – 10 up	Extra charge for a private car per group
Price per pax	3,530,000	3,340,000	3,130,000	2,840,000	1,700,000 Kip (Lak)

The price is included: drinking water, local food, all entry fees, Family’s home stay, private transport mentioned in the program, English speaking guide.

A 5 day and 4-night trek to explore Khmu tribe and visiting Chom Ong cave in Muang Xay, Oudomxay province, Northern Laos. Code: ODX5001

Day 1: Muang Xay Town – Mokka Village – Namchong village (_/L/D)

We start our trekking tour at 8: 00 a.m. in the morning by a private Tuk Tuk/Car from Muang Xay Town to Mokka Village for an hour. Then we will walk to Namchong village between 3-4 hours. We will have lunch on the hiking (local food), we walk up along ridge mountain to enjoy landscapes, mountains and the amazing viewpoints. After that, we will walk down to Namchong village and spend overnight there with local family. It is very authentic remote Khmu village, there is no electricity, no toilet, no running water, no internet connection. It's good to make photos while exploring the village.



Approximately: 1 hour for car transferring /3-4-hour trekking. Trekking level: moderate.

Day 2: Namchong village (do activities one day) (B/L/D)



After exploring village and having breakfast in the morning, we will join doing activities with locals (depends on season: weeding grass in local rice/corn field, growing corn/rice, harvesting and collect corn/rice to learn about their living life in remote villages and in the evening, we will do one more activity:” Khmu ethnic Baci Ceremony and drink Jar Whiskey”. Khmu Baci Ceremony is one activity that Khmu people usually do it for their friends, cousins and tourists to have good blessings for their life when they first meet/long time no see, this is Khmu culture and after finishing ceremony and drinking, we go to bed.



Day 3: B. Namchong – Huaylan (B/L/D)

After having breakfast in the morning, you pack all of your stuff and then start hiking to Huaylan village and spend overnight there, it takes between 4-5 hour walk to get there. On the hiking, you will see the amazing views, mountains and landscapes because we will hike up and down along ridge mountains, you can enjoy your hiking on the way. For our having lunch this day, we will have a picnic lunch on the trek or in Huaylan village (it depends on our walking). When we get there and will have time to walk around to explore the village before having dinner with local family.

Approximately: 4-5-hour trekking. Trekking level: moderate.

Day4: B. Huaylan – Saluang Village (B/L/D)



After walking around the village and having breakfast in the morning, we keep hiking to Saluang Village, today we will walk between 3-4 hours. We will hike down and uphill, then we spend overnight with local family in Saluang village there. When




we get there, we have much time to cook for our lunch before exploring the village and meet locals to see what they normally do for their living life during the day.

Approximately: 3-4-hour trekking. Trekking level: moderate

Day 5: Saluang Village to Namhaeng village – Chom Ong Cave – Heading back Maung Xay Town. (B/L/_)

After having breakfast at 8 a.m. We walk back to Namhaeng village around 1,5- hours walk and then take our private Tuk Tuk/car to Chom Ong cave around 30 – 40 minutes. We will lunch in Chom Ong village/next to the Cave. After having lunch, we will go visiting the cave around 1 hour. It's a good time to make nice photos inside. After visiting the cave, we drive back to Muang Xay town for 1,5- hour



Approximately: 1,5- hour trekking (walk from village to our private car), walk in the cave 1 hour, drive to the cave 40 minutes, drive from cave to Muangxai Town 1,5-hour Trekking level: easy

- Trek starts: At 8:30am at your guesthouse in town.
- Trek ends: at 4:00 pm at your guesthouse in town.

What you should bring for the trek:

Good shoes for trekking, long pants, hat, raincoat (rainy season), mosquito spray, warm jackets, shorts, T-shirt for changing, toilet papers, spare some medicines, headlight/torch

Trekking price per person in Lao kip. Updated in 2022


Number of pax	2	3 - 4	5 - 6	7 - 10 up	Extra charge for a private car per group
Price per pax	3,930,000	3,750,000	3,530,000	3,360,000	1,700,000Kip (Lak)

The price is included: drinking water, local food, all entry fees, Family's home stay, private transport mentioned in the program, English speaking guide.

The best 8 day tour in Northern Laos: 2 days in Muang Xay (Oudomxai Province), 3 days in Muang Khua(South of Phongsaly) and 3 days in Phongsaly, Northern Laos Code:ODX-MKH-PHSL80001

Day 1: Muang Xay Town – Mokka Village – Namchong village (L/D)

We start our trekking tour at 8: 30 a.m. in the morning by a private Tuk Tuk/Car from Muang Xay Town to Mokka Village for an hour. Then we will walk to Namchong village between 2-3 hours. We will have lunch on the hiking (local food), we walk up along ridge mountain to enjoy landscape and the amazing viewpoints. After that, we will walk down to Namchong village and spend overnight there with local family. It is very authentic remote Khmu village, there is no electricity, no toilet, no running water, no internet connection. It's good to make photos while exploring the village and in this evening, we will have an activity: "Khmu Baci Ceremony", have dinner and drink Khmu Jar Whisky homemade (made of rice) before going to bed.





Approximately: 50 minutes -1 hour for car transferring /2-3-hour trekking. Trekking level: moderate.

Day 2: Namchong village – B. Namhaeng Village (B/L/D)

After walking around the village and having breakfast in the morning, we keep hiking to B. Namhaeng Village, today we will walk around 2 hours. It is easy to hiking this day and then we spend our time to explore Namhaeng village and have lunch there. After having lunch, we will drive to Chom Ong Cave (takes 30 minutes by a private car) and spend our time around 1-1,5 hour for exploring cave, drive back Muang Xai Town then to check in at local guesthouse there, it takes 1 hour by a private car.

If you get Muang Xai town early, you spend your time to visit Phouthat temple and walk around city. For having dinner this day, your guide will know and organize it for you.

Approximately: 2-hour trekking to the private car and 1 hour in the cave. 1,5-hour by A private transfer. Trekking level: easy



Day3: Muang Xai-Paknamnoi-B. Kokphao(where we start hiking)-B. Nammar Tai – B. Nammar Neua – B. Phousethy (B/L/D)

This day, we will start our tour at 7 am after checking out from Muang Xai to Paknamnoi and have breakfast at local restaurant in Paknamnoi there, it takes 1,5-hour by a private car transfer. After having breakfast, we spend our time to walk around to make photos around 10-15 minutes and then we drive to B. Kokphao where we start hiking (it takes 20 minutes). We will walk to B. Nammar Tai – B. Nammar Neua – B. Phousethy, have a picnic lunch on the trekking. This day, we will walk between 5 and 6 hours to the village where we are going to spend overnight and get there late in the evening. When we get there, we will have local food for dinner and stay with local family.



Approximately: 5-5,5-hour trekking, 2-hour by a private transfer. Trekking level: moderate

Day4: B. Phousethy – B. Kokngew – B. Huaylar – Saenkham Neua

After walking around the village and having breakfast in the morning, we keep hiking to B. Kokngew and B. Huaylar Villages and we will have lunch in Huaylar village there. After having lunch, we keep going to B. Saenkham Neua the village where we will spend overnight. This day, we will walk between 5 and 6 hours. B. Saenkham Neua is the authentic remote village and people who live here are Akha Loma, it is absolutely good chance to see their living life and explore this village.



Approximately: between 5-6-hour trekking. Trekking level: quite hard

Day5: B. Saenkham Neua-B. Picher Mai (the place where our private car is)

When we get up early in the morning, we will walk around the village to see activities what local people usually do in the morning. In this time is a good chance to see them and make pictures. We will have breakfast at 8:00 am in the morning, then we start hiking to B. Picher Mai Village the place where we catch our private car (takes between 3- and 4-hour walk). On the way back, we will walk up hill and along the ridge of mountain that is good time to enjoy the landscape, nature and views.



When we get there, we take a private car to Phongsaly (5–6-hour car transfer) and spend overnight at guesthouse in Phongsaly Town. For having lunch, we can have it on the way in Namlee village/Bountai Town.

Approximately: between 3 and 4-hour trekking. 5 and 6-hour transfer Trekking level: moderate.

Day6: Phongsaly City Tour


- At 8 am, go visiting local market and have breakfast
- At 9 am, drive to 400-Year-Old Tea Plantation (15 km)
- Visit Tea Plantation for 1,5-2 hours and drive back Phongsaly Town
- At noon, have lunch in Phongsaly Town
- At 2 pm, go visiting the Museum of Ethnic groups
- At 2: 30 pm, walk around Old Town
- At 3 pm drive to Phoufar Stupa on the top (View point)
- Then drive back guesthouse, take a shower, break a bit and then have dinner



Day7: Itinerary: Phongsaly – Dam Nam Ou 06 – a slow boat - Ban Chakhampa - Ban Peryenxang - village(_/L/D)

Depart from Phongsaly town to the Nam Ou Dam 06 by a private car (takes 1 hour), then we take a short slow boat trip to the point where the trek starts. Hiking will start from lower a point of Nam Ou River to the highest mountain, hiking on dirt road to villages where the Akha hill tribe live on the top of mountain (1,200 m high from sea level). Have a picnic lunch on the trek. After having lunch, we continue our trek to Ban Peryenxangkao, Walk along the ridge of higher mountain. We will arrive at Ban Peryenxangkao early evening. Overnight at this village (Aka tribe). This village is absolutely beautiful landscapes, sunset in the evening and sunrise in the morning with the cloud covers the mountains and valleys if the weather is fine. I would it is the best.

Approximately: 2 hour transfer / 5 – 5.5 hours trekking. Trekking level: moderate.



Day8: Ban Peryenxangkao – Ban Mai Chalern – Chakhampa village - Hatsa – Phongsaly (B/L/_).



After breakfast, we have a nice time to explore around village and see the wonderful mountains covered with beautiful clouds, then we start trekking along the trail down to Ban Mai Chalern and then we trek uphill and back to Ban Chakhapa. Visit these villages and then descend to Nam ou river and then take boat downstream back to the Dam and have lunch at the Nam Ou Dam there, after having lunch, take our private car back to Phongsaly town, Arrive in Phongsaly afternoon.

Approximately: 1 hour transfer / 4 hours trekking. Trekking level: moderate

- Trek start: At 7:30 am.
- Trek ends at 3 pm

What you should bring for the trek:

Good shoes for trekking and flip flops for changing, long pants, hat, raincoat (rainy season), mosquito spray, sun cream, warm clothes for changing, toilet papers, headlight/torch, some snacks, towel for taking a shower, spare some medicines.

Trekking price per person in Lao kip. Updated in 2022

Number of pax	2	3 – 4	5 – 6	7 – 10 up	Extra charge for a private car per group
Price per pax	7,840,000				8,700,000 Kip

The price is included: drinking water, local food, all entry fees, English speaking guide, private transferring, taxes, our service charge, a private car mentioned above